



HIGHER COMMAND CODE NAVIGATION



<https://earap.safety.army.mil/>



*Read "DoD
Disclaimer"*

NTION **** Before attempting to register your organization, users must use the "Guest User" login located under the "Support" button below. After
e to su

DoD Disclaimer

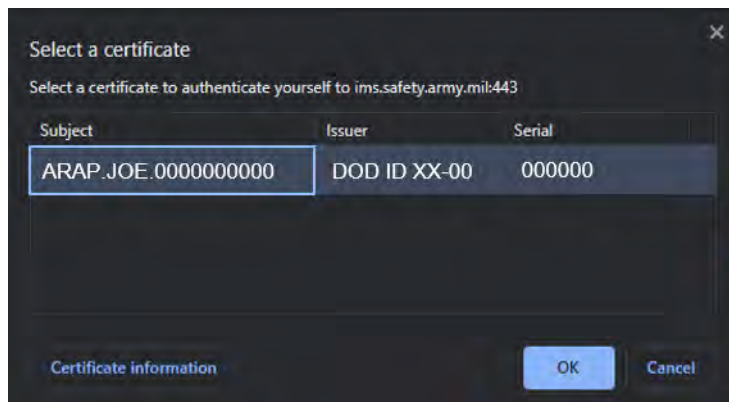
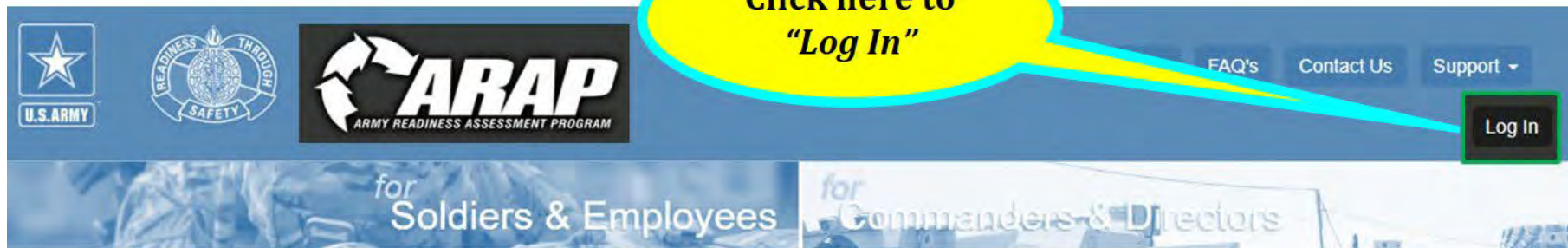
Use of this or any other DoD interest computer system constitutes consent to monitoring at all times. This is a DoD interest computer system. All DoD interest computer systems and related equipment are intended for the communication, transmission, processing, and storage of official U.S. Government or other authorized information only. All DoD interest computer systems are subject to monitoring at all times to ensure proper functioning of equipment and systems including security devices and systems, to prevent unauthorized use and violations of statutes and security regulations, to deter criminal activity, and for other similar purposes. Any user of a DoD interest computer system should be aware that any information placed in the system is subject to monitoring and is not subject to any expectation of privacy.

Support ▾
Guest User

Enter Access Code Begin Enter Access Code Begin

Confirm

*Click
"Confirm"*



CAC
"Log In"



Survey Help

1 Survey Help

2 Registration Help

1 Survey Help What to expect

Step 1 Receive Access Code

Unit Commander / Representative will provide access code

Step 2 Enter Access Code

Use the Access Code provided by your Commander or Director

Step 3 Complete Survey

Answer each question within the survey

Step 4 Print/ Save/ Email Certificate

When you complete the survey you will receive a certificate

Registration Help

1 Survey Help

2 Registration Help

2 Registration Help Getting Started

→ Step 1 Register

Click "Register Your Organization"

Step 2 Complete and Submit Registration

Provide all required information and submit your registration

Step 3 Receive Access Codes

When your unit is approved by the CRC you will receive the Access Code



Higher Command Dashboard

The Higher Command Dashboard Key Performance Indicators tab provides an overview of the unit's Administrative data.

Higher Command Code allows for specific unit to be viewed

Brigade

Battalion

Select

Assessments in progress (1)

Page 1 of 1, Items 1 to 1 of 1.

Unit (Registration Date)	% Complete
CCDC D&AC (03/25/2021)	5%

Page 1 of 1, Items 1 to 1 of 1.

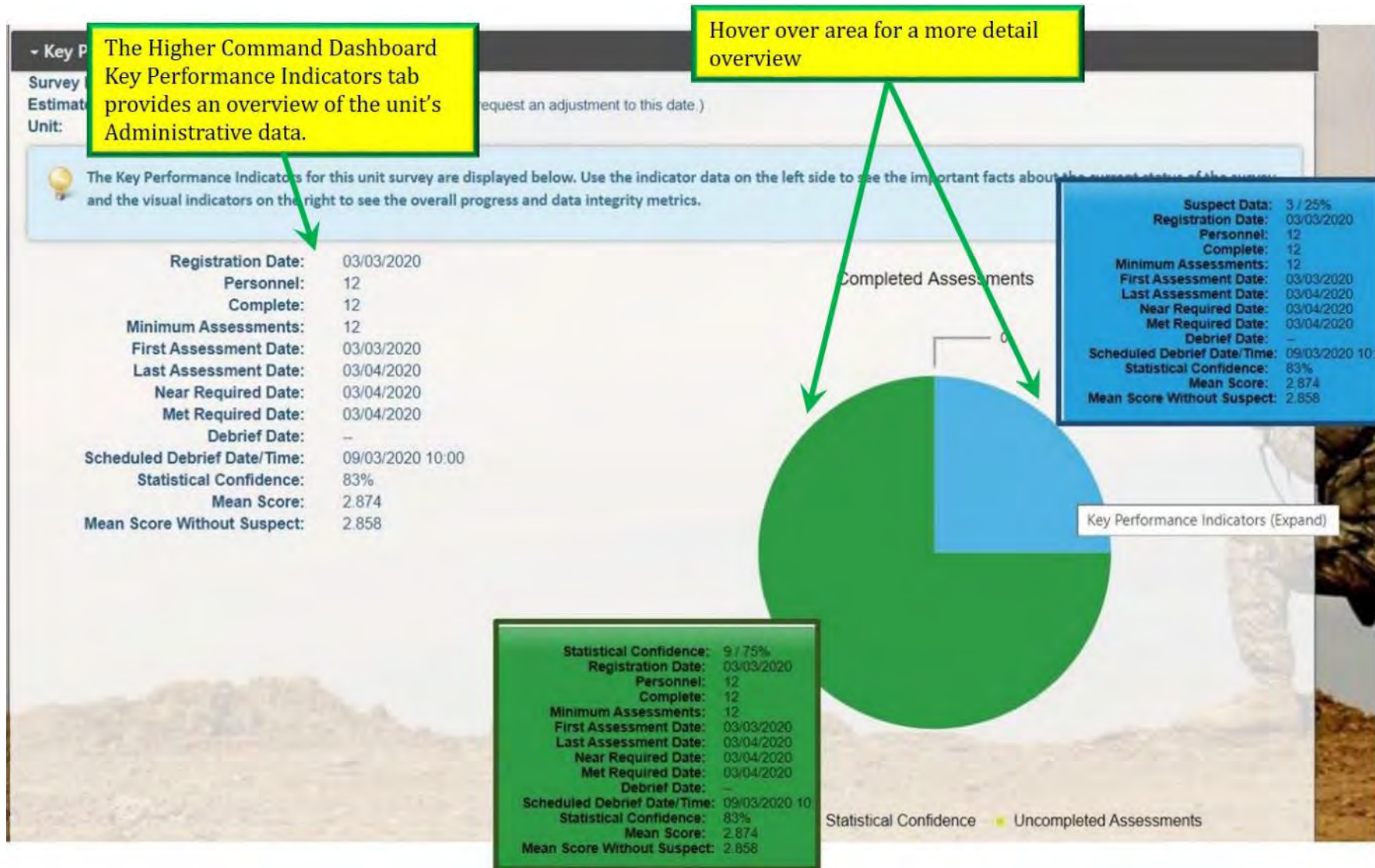
Key Performance Indicators

Export Options

- Export Dashboard
- Export Stats (Only)
- Export KPI (Only)

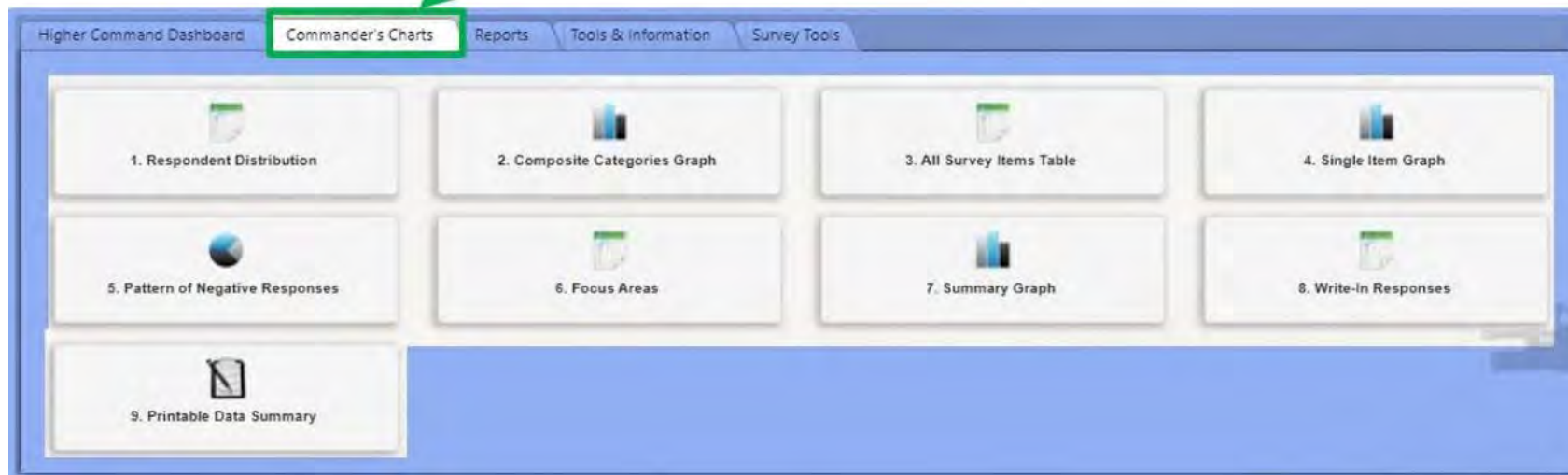
Total Personnel:	35
Total Complete:	35
Minimum Assessments:	394
Statistical Confidence:	80%
Assessments Taken Within 15 Days:	0
Assessments Taken Within 30 Days:	0
Assessments Taken Within 45 Days:	35
Assessments Taken Within 60 Days:	35
Overall Mean Score (Without Suspect):	2.984

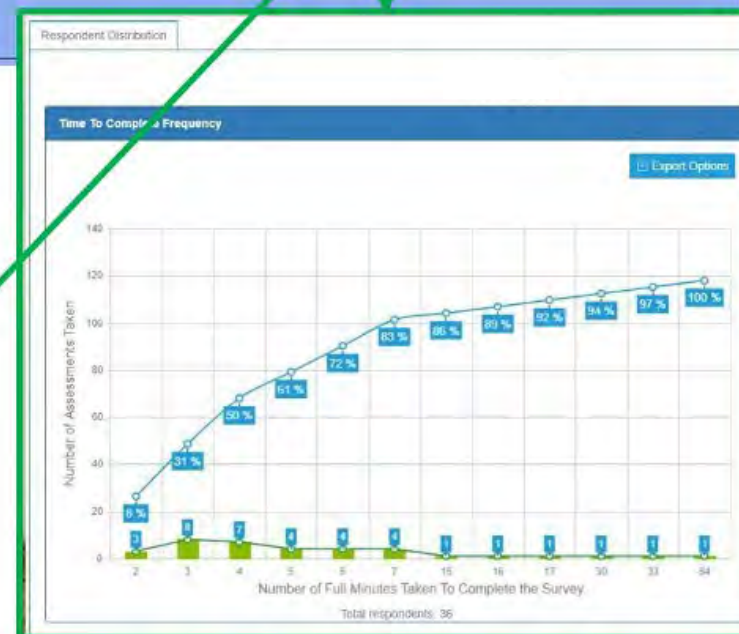
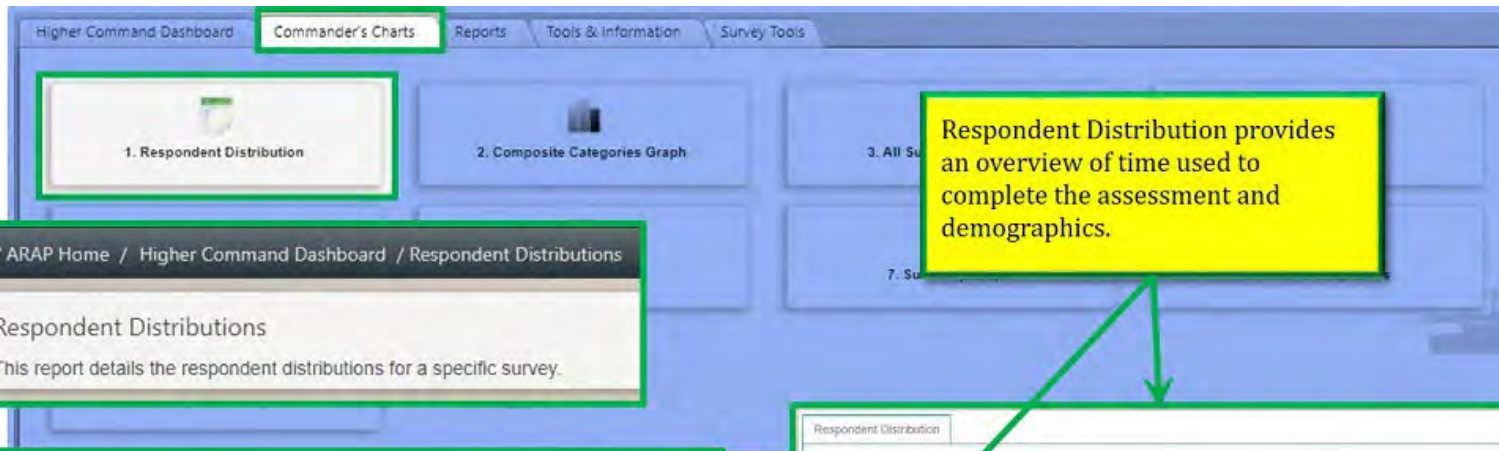
Key Performance Indicators: (Select a Survey from Above)





The Commander's Charts & Graphs tab provides access to the charts, graphs, tables and write-in responses for the unit's assessment







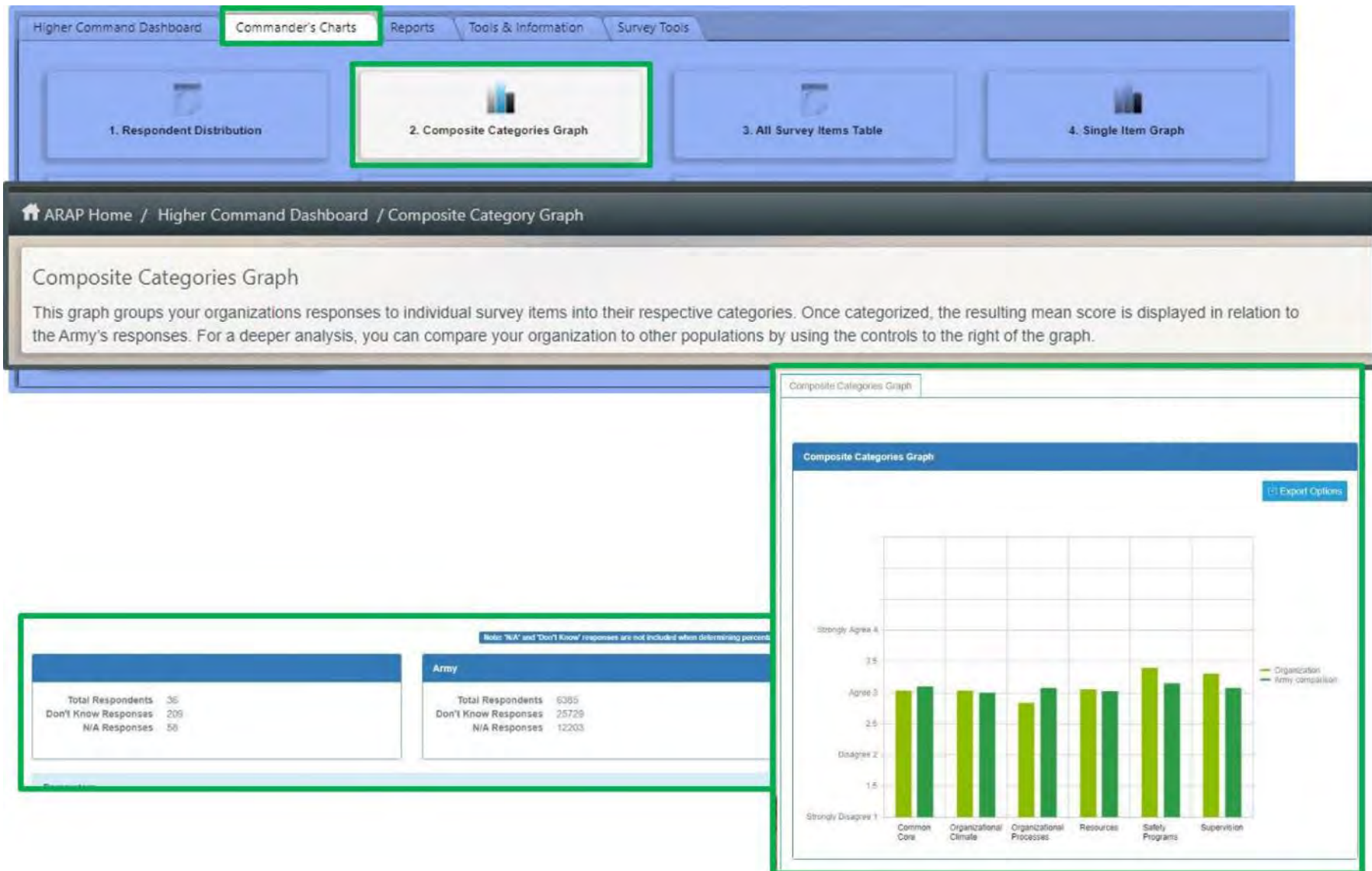
Suspect Data
Checkbox

Suspect Data is defaulted to be included. Unchecking the box will remove the suspect data. The ARAP team recommends removing suspect data

Parameter Options Currently Selected Parameters

*The Currently Selected Parameters box will appear at the bottom of the page when parameter selections are available.

Parameters	
Start Date:	05/06/2019
End Date:	05/06/2021
Personnel Role:	(All)
Age Range:	(All)
Gender:	(All)
Rank Grade:	(All)
Personnel Status:	(All)
Classification:	(All)
Unit Duration:	(All)
Include Suspect:	true
Since Inception:	false
Division:	(All)
Brigade:	(All)
Corps:	(All)
HQ Cmd:	(All)
Branch:	(All)





Higher Command Dashboard | **Commander's Charts** | Reports | Tools & Information | Survey Tools

1. Respondent Distribution | 2. Composite Categories Graph | **3. All Survey Items Table** | 4. Single Item Graph

ARAP Home / Higher Command Dashboard / All Survey Items Table

All Survey Items Table

The All Survey Items Table orders by mean score, from largest to smallest, your organization's responses to the survey items. The table also provides you with a visual indication of your organization's responses relative to overall Army responses.

The All Survey Items Table provides a detailed list of the questions and offers a comparison to the Army's Mean. The flags represent the relationship between the Unit's Mean Score and The Army's Mean Score for each question. Questions may be presented more than once if they were presented to more than one functional role outside of the Common Core Category. The column headers can be used to sort any column.

All Survey Items Table Export Options

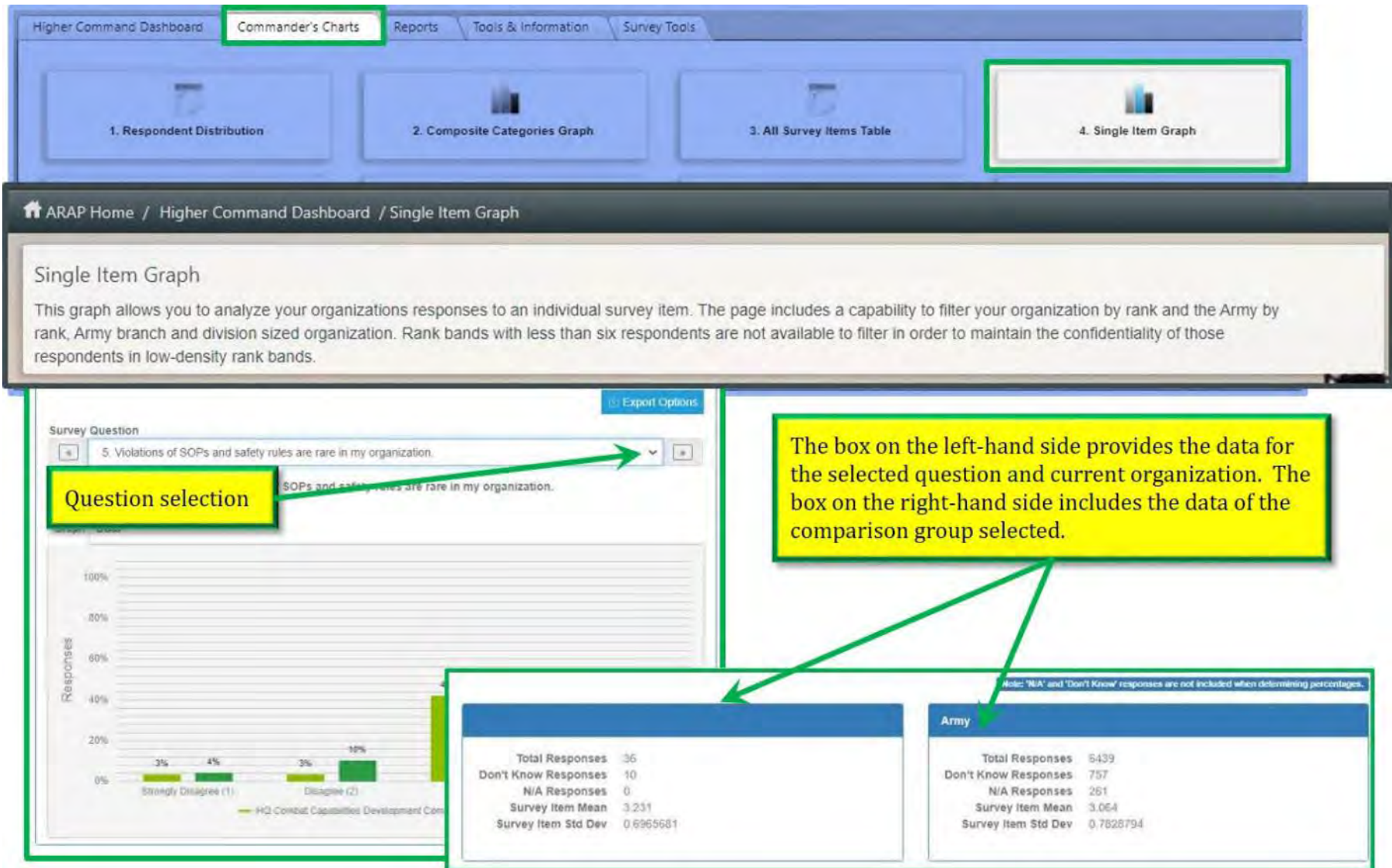
Begin Date: End Date:

Surveys:
☒ Include Suspect Data

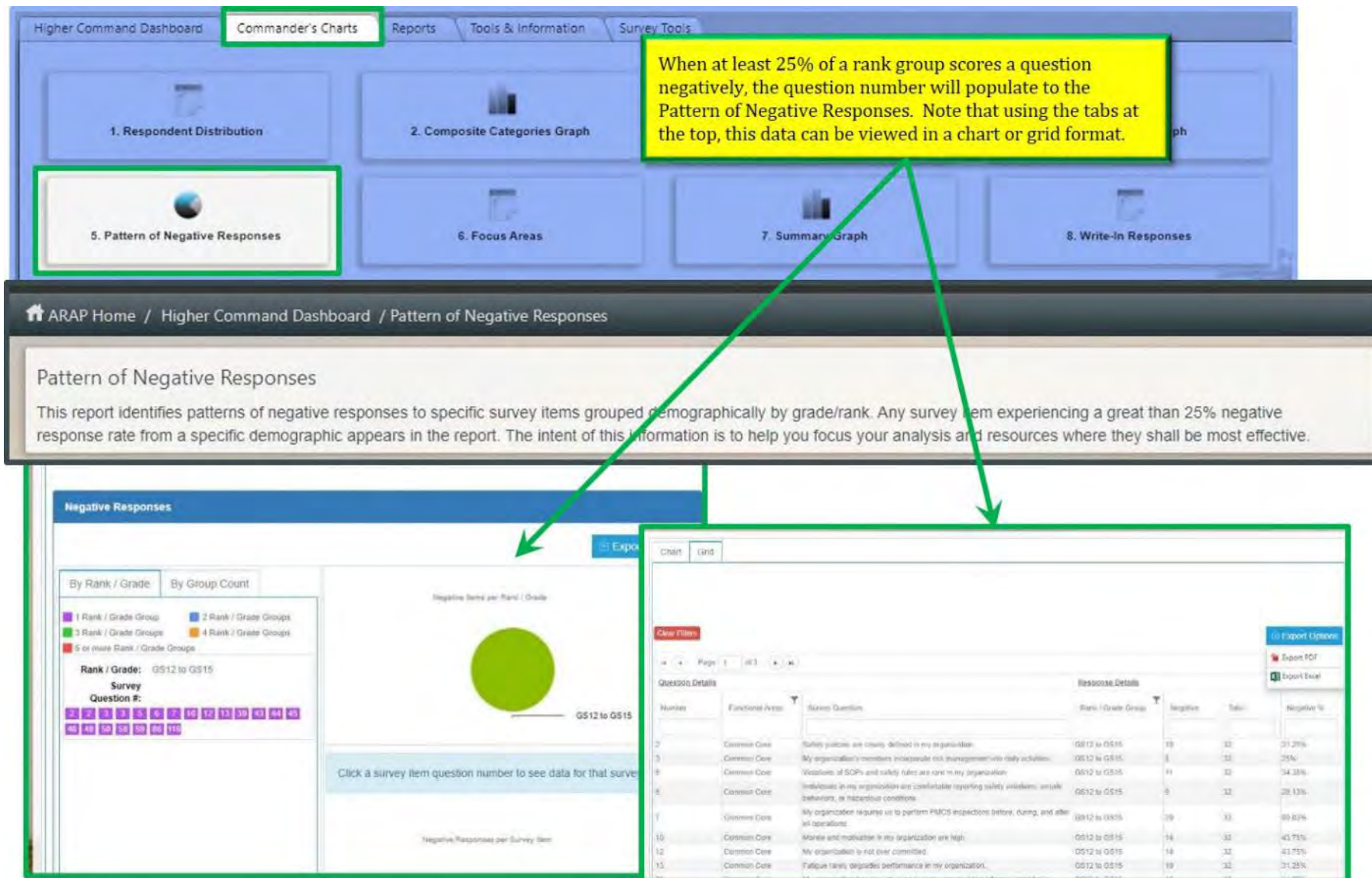
Table of Mean for All Items for HQ Combat Capabilities Development Command

No.	Cat.	Functional Role	Mean	Army Mean	Flag	Question
42	CC	Common Core	3.441	3.069	Green	Leaders/Supervisors in my organization care about my quality of life. (CC)
103	SP	Civilian DAC	3.400	3.439	Yellow	I am adequately trained to safely conduct all of my work tasks/functions. (SP)
4	CC	Common Core	3.306	3.272	Green	My organization has a reputation for high-quality performance. (CC)
4	CC	Common Core	3.306	3.073	Green	My organization has a reputation for high-quality performance. (CC)
111	S	Civilian DAC	3.300	3.309	Yellow	My organization effectively manages risks associated with job requirements. (S)
4	CC	Common Core	3.235	3.195	Green	My organization adequately trains our personnel to safely conduct their jobs. (CC)

Export Options
Pdf
Image
Excel



The box on the left-hand side provides the data for the selected question and current organization. The box on the right-hand side includes the data of the comparison group selected.





Higher Command Dashboard | **Commander's Charts** | Reports | Tools & Information | Survey Tools

1. Respondent Distribution | 2. Composite Categories Graph | 3. All Survey Items Table | 4. Single Item Graph

5. Pattern of Negative Responses | **6. Focus Areas** | 7. Summary Graph | 8. Write-In Responses

ARAP Home / Higher Command Dashboard / Focus Areas

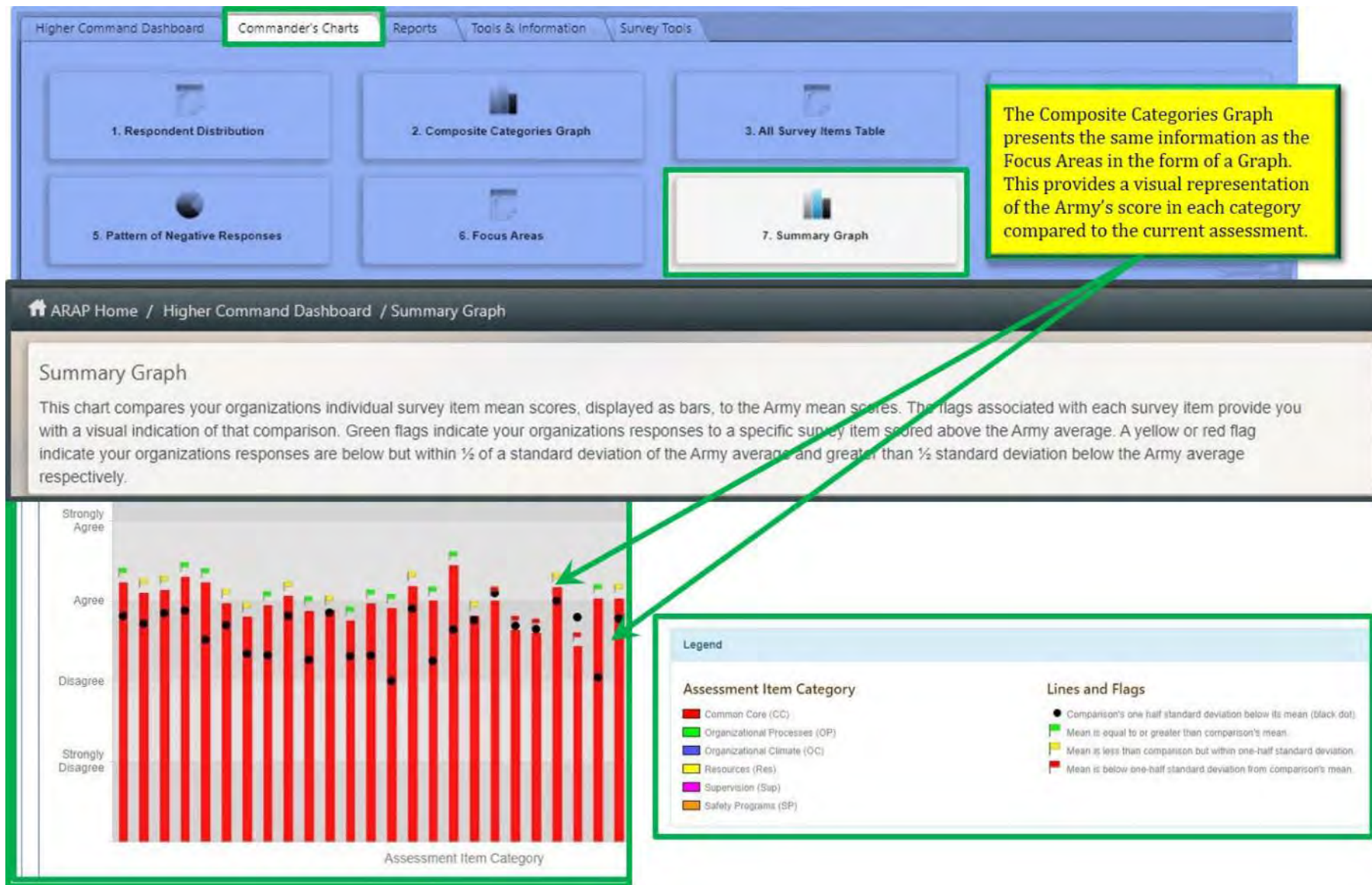
Focus Areas

This report shows a snap shot view of an organization compared to the total Army.

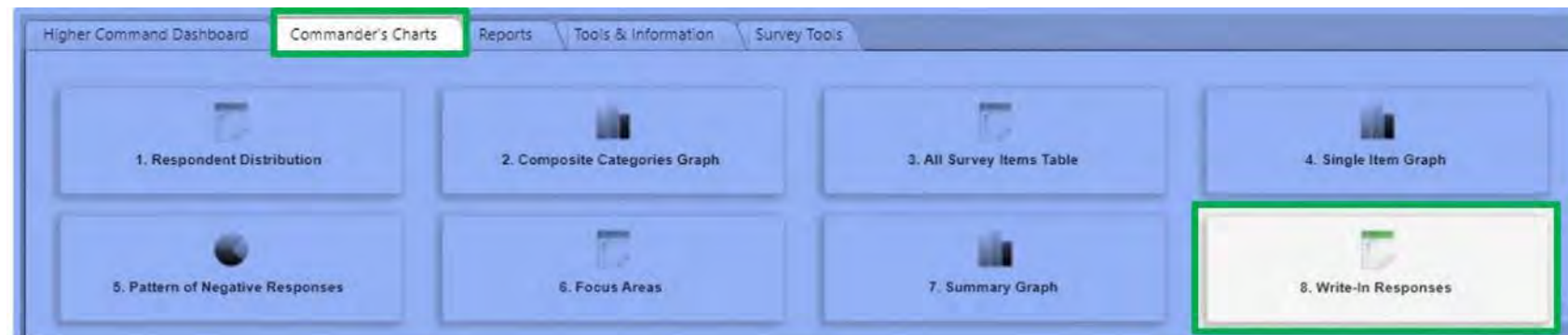
The Focus Areas provides a detailed list of the questions that make up each of the eARAP categories. A comparison of the mean scores between the current assessment and Army is provided for each category.

Focus Area	ORG DATA	Army	ARAP Questions
Common Core	3.032	3.090	1, 2, 3, 4, 5, 6, 7, 8, 9, 10, 11, 12, 13, 39, 40, 41, 42, 43, 44, 45, 46, 47, 48, 49, 50, 51, 52, 53, 54, 55, 56, 57, 58, 59, 60, 61, 62, 63, 64, 65, 66, 67, 68, 69, 70, 71, 72, 73, 74, 75, 76, 77, 78, 79, 80, 81, 82, 83, 84, 85, 86, 87, 88, 89, 90, 91, 92, 93, 94, 95, 96, 97, 98, 99, 100, 101, 102, 103, 104, 105, 106, 107, 108, 109, 110, 111, 112, 113, 114, 115, 116
Organizational Climate	3.029	2.993	14, 15, 16, 17, 18, 19, 20, 21, 22, 23, 93, 94, 95
Organizational Processes	2.828	3.074	24, 25, 26, 27, 28, 29, 30, 31, 32, 33, 34, 35, 36, 37, 38, 52, 53, 54, 55, 56, 57, 58, 59, 60, 61, 62, 63, 64, 65, 66, 67, 68, 69, 70, 71, 72, 73, 74
Resources	3.045	3.017	75, 76, 77, 78, 79, 80, 81, 82, 83, 84, 85, 86, 87, 88, 89, 96, 97, 98, 99, 100, 101, 112, 113,
Safety Programs	3.400	3.143	102, 103, 104, 105, 106
Supervision	3.300	3.074	43, 107, 108, 109, 110, 111, 112, 113, 114, 115

Clear Filters | Export Options | Export PDF | Export Excel



The Composite Categories Graph presents the same information as the Focus Areas in the form of a Graph. This provides a visual representation of the Army's score in each category compared to the current assessment.



ARAP Home / Higher Command Dashboard / Write-In Responses

Write-In Responses

These write-in responses provide you with valuable insights into your organization not available anywhere else. Encourage your personnel to use this anonymous venue to provide you with candid observations or warnings. Remember, these comments reflect personal perceptions of an issue as well as what the individual thinks the question is asking.

To simplify viewing the write-in responses, filters are provided at the top of each column. In the example, the question filter option has been selected. Additionally, each column heading (Category, Question#, Question, Response, and Respondent#) can be selected to sort responses.

No Question Selected

[Clear Filters](#)

Page 1 of 23

	Category	Question #	Question	Response	
Add	Common Core	1	My organization adequately trains our personnel to safely conduct their jobs.	The changing rules associated with COVID-19 prevention, because they were location and activity specific, became a moving target. It was not clear at any given time if I had the most accurate, timely info for my job.	11269
Add	Common Core	3	My organization's members incorporate risk management into	This is hard to judge, since "risk management" is a discipline and a way of thinking. I think people are cognizant of risk management, but I can't speak to the degree to which it is	11269



Higher Command Dashboard | **Commander's Charts** | Reports | Tools & Information | Survey Tools

5. Pattern of Negative Responses | 6. Focus Areas | 7. Summary Graph | 8. Write-In Responses

9. Printable Data Summary

ARAP Home / Higher Command Dashboard / Printable Data Summary

Printable Data Summary

This report provides the target population with statistics and details regarding their organization's participation in the ARAP.

Data Summary

☒ Include Suspect

Number of Surveys with Respondents:	1
Date of First Survey:	03/25/2021
Date of Last Survey:	03/25/2021
Number of Personnel:	597
Number of Respondents:	36
Respondent Percent:	6.03%
Overall Mean Score:	3.039
Statistical Confidence Level:	90% to 95%
Number of red flag survey items:	9
Number of yellow flag survey items:	32

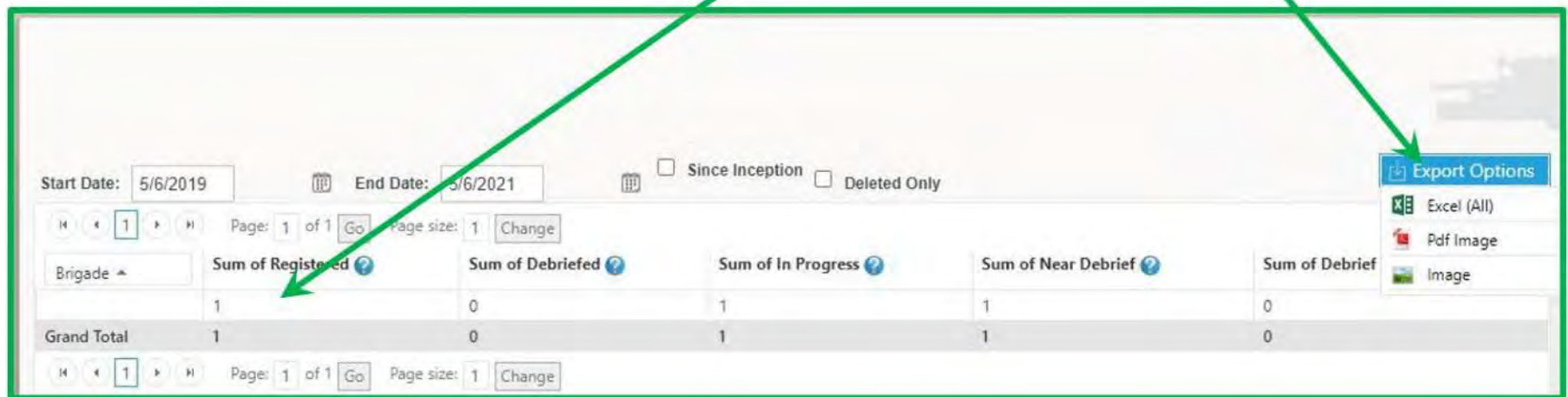
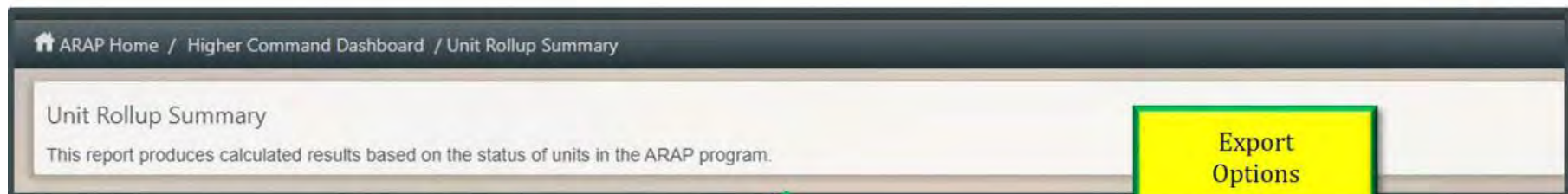
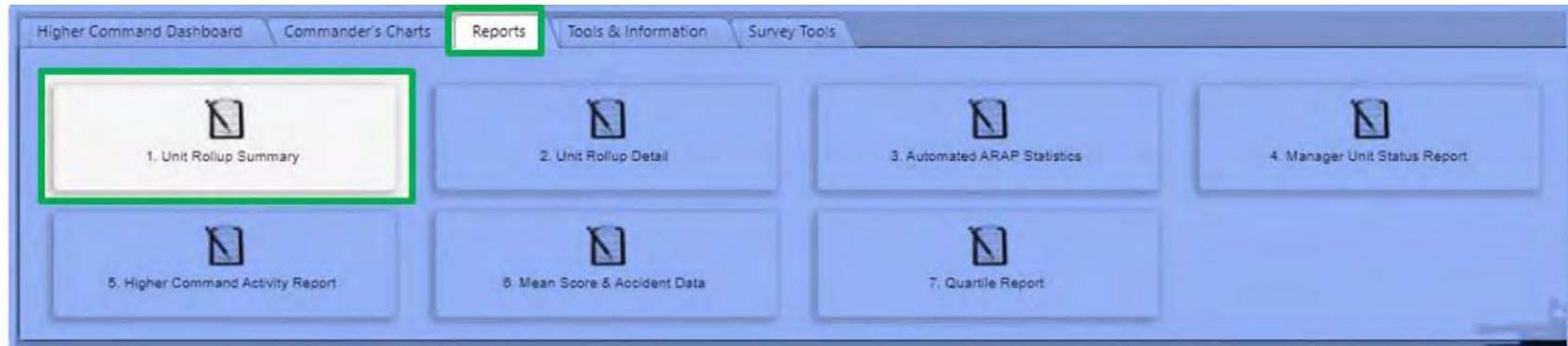
Appendixes

Appendix	Product
1:	Course of Action Strategies Compiled with Respect to the "Cautionary" (Red Flags) Survey items for HQ Combat Capabilities Development Command.
2:	Course of Action Strategies Compiled with Respect to the "Precautionary" (Yellow Flags) Survey items for HQ Combat Capabilities Development.

Export Options

Export PDF (All)

The Printable Data Summary provides the capability to export selected data from the assessment to PDF format using the Export Options button in the top right-hand corner.





Higher Command Dashboard | Commander's Charts | **Reports** | Tools & Information | Survey Tools

1. Unit Rollup Summary | **2. Unit Rollup Detail** | 3. Automated ARAP Statistics | 4. Manager Unit Status Report

ARAP Home / Higher Command Dashboard / Unit Rollup Detail

Unit Rollup Detail

This report displays status information for units enrolled in the ARAP program.

Export Options

Start Date: 5/6/2019 End Date: 5/6/2021 ☐ Since Inception

Page: 1 of 1 Go Page size: 1 Change

Brigade	Battalion	UIC	Branch	Location	Registra			
					3/25/2021			
Number of Personnel	Surveys Completed	Surveys Remaining	Surveys Required	Mean Score	Scheduled Debrief Date	Debrief Date	Debrief Ready	Near Debrief
597	36	358	394	3.0390000				

Page: 1 of 1 Go Page size: 1 Change

Export Options

- Word (All)
- Word
- Excel (All)
- Excel
- Pdf (All)
- Pdf
- Pdf Image
- Image



Higher Command Dashboard | Commander's Charts | **Reports** | Tools & Information | Survey Tools

ARAP Home / Higher Command Dashboard / Automated ARAP Statistics

Begin Date: 5/6/2019 | End Date: 5/6/2021 | **Submit** | **Reset**

3. Automated ARAP Statistics | 4. Manager Unit Status Report | 7. Quartile Report

Number of units ^Debriefed in eARAP during reporting period (by component):

AD	347
NG	120
AR	69
Total	536

Personnel Enrolled	139,011
Surveys Completed	108,997

WITH SUSPECT DATA

eARAP GROUP	GROUP MEAN RANGE	CLASS A	FATAL	CLASS B
Top 25%	3.516 3.282-3.750	3	2	0
2nd	3.217 3.156-3.281	7	6	0
3rd	3.092 3.030-3.155	4	5	5
Bottom 25%	2.792 2.555-3.029	22	17	20

^Unit's most current debrief if debriefed more than once.



Higher Command Dashboard | Commander's Charts | **Reports** | Tools & Information | Survey Tools

1. Unit Rollup Summary | 2. Unit Rollup Detail | 3. Automated ARAP Statistics | **4. Manager Unit Status Report**

ARAP Home / Higher Command Dashboard / Unit Status Report HC

Unit Status Report HC

This report provides a view of all the currently active unit surveys under your command within the ARAP program.

Start Date: 5/6/2018 | End Date: 5/6/2021 | **Select**

Unit Status Report

5/6/2021

Page: 1 of 1 | Go | Page size: 1 | Change

Registration Date	Debrief Date	Survey Type	Organization Name	UIC	Commander / Director Name	Phone	Email	Surveys Requested	Mi Re
03/25/2021		ARAP Survey						597	

Page: 1 of 1 | Go | Page size: 1 | Change

Export Options

- Word (All)
- Word
- Excel (All)
- Excel
- Pdf (All)
- Pdf
- Pdf Image
- Image

Item 1 to 1 of 1



Higher Command Dashboard / Commander's Charts / **Reports** / Tools & Information / Survey Tools

1. Unit Rollup Summary 2. Unit Rollup Detail 3. Automated ARAP Statistics 4. Manager Unit Status Report

5. Higher Command Activity Report 6. Mean Score & Accident Data

ARAP Home / Higher Command Dashboard / ARAP Activity Report

Higher Command Activity Report

Option to select date range
Presents data as a Graph or Chart format which can be exported

Start Date: 5/6/2019 End Date: 5/6/2021 ☐ Secure Incapitment Functional Role: All items checked Time Frame: Total

Activity Graph Activity Grid

Total ARAP Assessments

Total Assessments

Number of Assessments

Export Options: Pdf Image Image

Activity Graph Activity Grid

Units Enrolled	Units Deleted	Units Debriefed	Surveys Completed	Total Personnel Enrolled
1	0	0	36	597

Page: 1 of 1 Go Page size: 1 Change



Higher Command Dashboard / Commander's Charts / **Reports** / Tools & Information / Survey Tools

5. Higher Command Activity Report | **6. Mean Score & Accident Data** | 7. Quartile Report

Enter data in one of the sections will provide data if mishap data is available.

ARAP Home / Higher Command Dashboard / Mean Score & Accident Data

Mean Score & Accident Data

Commander/Higher Command Access Code: UIC: Start Date: End Date:

Mean Scores | Accident by Class | Accident Listing

Overall Mean: 0.000
Common Core: 0.000
Organizational Process: 0.000
Organizational Climate:
Resources:
Supervision:
Safety Programs:

Mean Scores | Accident by Class | Accident Listing

Page: 1 of 1 | Go | Page size: 10 | Change | Item 0 to 0 of 0

Accident Type	Accident Class	Accident Count	Army Fatal	Damage Cost	Insurv Cost	Total Cost
All						
Sorry, no records found.						

Mean Scores | Accident by Class | Accident Listing

Page: 1 of 1 | Go | Page size: 10 | Change | Item 0 to 0 of 0

Case Number	Accident Type	Accident Date	Accident Class	Accident Unit	Location	State
All						
Sorry, no records found.						



Higher Command Dashboard | Commander's Charts | **Reports** | Tools & Information | Survey Tools

1. Unit Rollup Summary

2. Unit Rollup Detail

3. Automated ARAP Statistics

4. Manager Unit Status Report

5. Higher Command Activity Report

6. Mean Score & Accident Data

7. Quartile Report

ARAP Home / Higher Command Dashboard / Quartile Report

Report Selections

Accident Type ☐ Avn ☐ Gnd ☒ Both

Since Inception ☐

Time Period ☐ Fiscal Year ☒ Date Range

Beginning FY: Start Date: 5/6/2019

Ending FY: End Date: 5/6/2021

Download Report

Download Report (XLS)

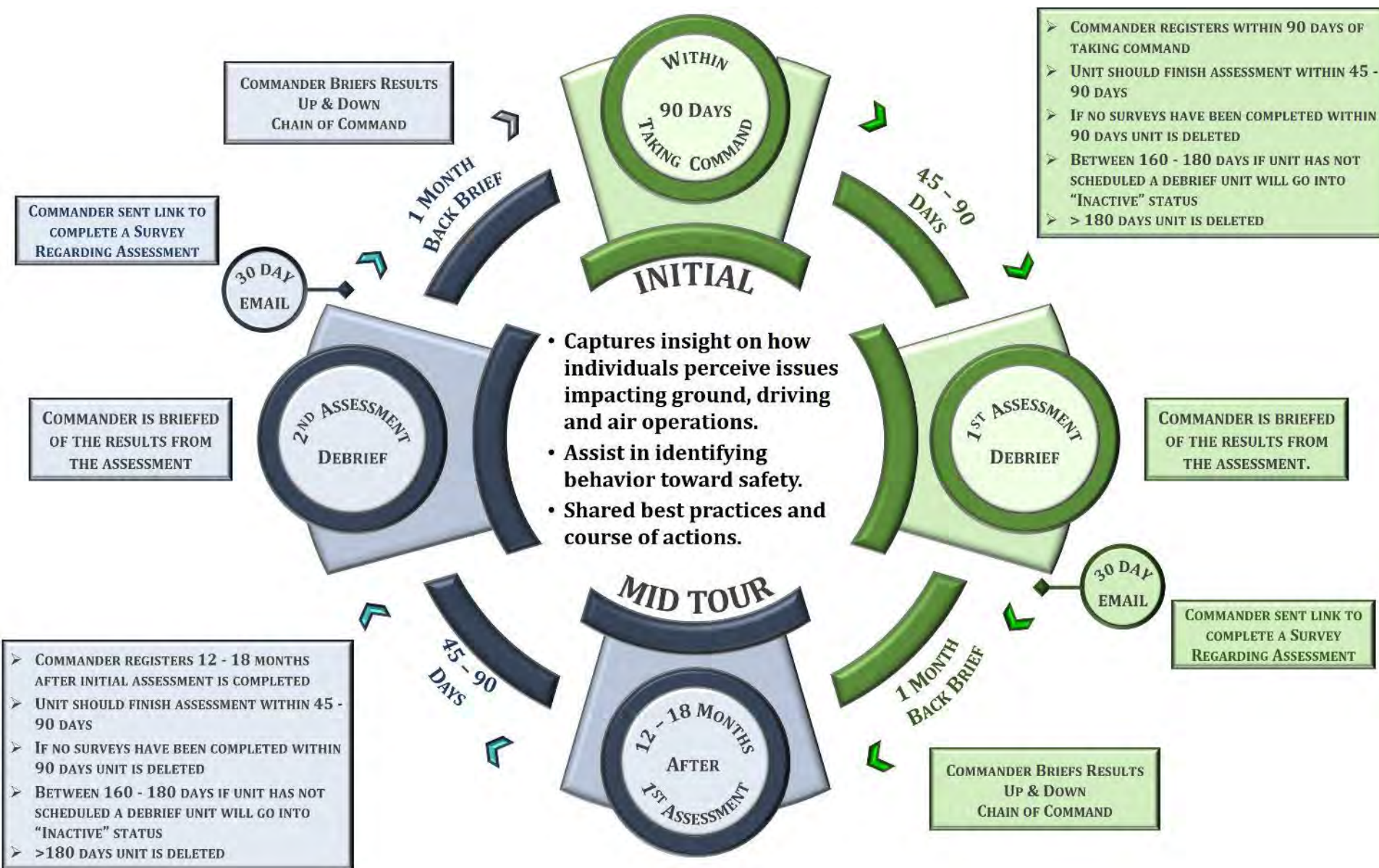


Higher Command Dashboard | Commander's Charts | Reports | **Tools & Information** | Survey Tools

How to Videos | How To Videos (Managers) | How To Videos (Sustainment) | Debrief Support | Aviation Maintenance | Ground Maintenance | Ground Support | Command Guidance | Background & Policy

- Commander Dashboard Overview.mp4
- Contact Us.mp4
- Dashboard.mp4
- FAQs.mp4
- Feedback.mp4
- Manage My Account.mp4
- Register a Unit.mp4
- Request Higher Command Access Code.mp4
- Self-HelpDesk.mp4
- Unit Survey Registration.mp4

eARAP
Tools & Information
to assist the user





PRI: (334) 255 – 0632 / 3759

ALT: (334) 255 – 9579/ 2643 / 9362 / 3585

DSN: 558 – XXXX

DSN OCOUNS: 312 – 558 – XXXX

usarmy.novosel.hqda-secarmy.mbx.e-arap@army.mil

**U.S. Army Combat Readiness Center
Bldg. 4905, Ruf Ave
Fort Novosel, AL 36362-5363**

